



AG Capital Worldwide Select FR Retail Hedge Fund

30 June 2024

Minimum Disclosure Document - Class 1

MTD 5.17%

Fund Details

Investment Manager: AG Capital (Pty) Ltd
Inception date: 1 June 2016
Current size (in Millions): R69.98
Minimum Investment: R 100,000.00
NAV Price (As at month end): R 1,820.75
Number of units: 38 435.38
Analysis Currency: ZAR
ASISA Classification: Retail Hedge Funds - Worldwide - Multi-Strategy Hedge Funds
Cost Ratios (incl. VAT):
Total Expense Ratio (TER%): 2.05%
Transactions Costs Ratio (TC%): 3.96%
Total Investment Charges (TIC%): 6.01%
Performance Fee (PF) Included in TER: 0.25%
ISIN & JSE Code: ZAE000273868, AGSCI
Fees:
Services Fee: 1.52% (excl. VAT)
Performance Fee Uncapped: 20% excluding VAT.
Portfolio Category: Retail Hedge Fund
Hurdle/Benchmark: Jibar 3 Month Index
Trustee: FirstRand Bank Limited, Johannesburg
Administrator: Apex Fund and Corporate Services SA
Management Company: FundRock Management Company (RF) (Pty) Ltd
Auditor(s): Deloitte
Income Distribution Declaration: On the last day of December
Income Distribution Payment: December 2023: 5281.08 cents per unit (cpu)
Phone: +27 21 401 8900

Performance Analytics

Performance Comparison table with columns: AG Capital Worldwide Select FR Retail Hedge Fund, Jibar 3M, All Share Index (Total Return). Rows include Inception date, Current month, Total period (No. months), Analysis currency, Return Analysis (Return for current month, 1 Year, 3 Years, 5 Years, Since Inception, Highest 12 month, Lowest 12 month).

Consistency Analysis

Consistency Analysis table with columns: Metric, AG Capital, Jibar 3M, All Share Index. Rows include % Up months (since inception), % Up months (last 12 months), Standard deviation.

Risk Analysis

Risk Analysis table with columns: Metric, AG Capital, Jibar 3M, All Share Index. Rows include Downside deviation, Largest monthly drawdown, Average monthly drawdown, Largest cumulative drawdown.

Risk/ Return Analysis

Risk/ Return Analysis table with columns: Metric, AG Capital, Jibar 3M, All Share Index. Rows include Total gain / Total loss, Average gain / Largest loss, Average gain / Average loss, Sharpe ratio, Sortino ratio.

Market Correlation

Market Correlation table with columns: Index correlation (All Share Index), AG Capital, Jibar 3M, All Share Index.

The above benchmark(s) are for comparison purposes with the fund's performance. The fund does not follow the benchmark(s).

Risk Profile

Risk Profile table with columns: Low, Low-Medium, Medium, Med-High, High.

The risk category shown is not guaranteed and may change over time. The lowest category does not mean the investment is risk free. There may be other special areas of risk relating to the investment including liquidity risk, credit risk, market risk, and settlement risk.

Please note: All fund returns quoted net of fees.

Portfolio Profile

The AG Capital Worldwide Select FR Retail Hedge Fund will be managed as a single manager Multi Strategy Retail Hedge Fund. The portfolio will consist of geared exposure to various local and international financial instruments including equities, derivatives and fixed income instruments.

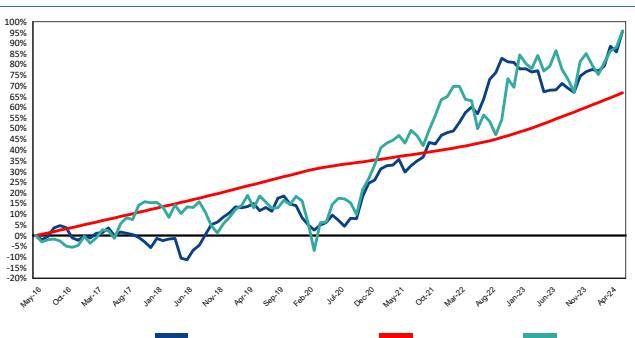
Objectives & Investment Policy

The AG Capital Worldwide Select FR Retail Hedge Fund seeks to earn outsized returns through recognizing short to medium term opportunities in global financial markets.

Net Returns To Investors

Net Returns To Investors table with columns: Year, Jan, Feb, Mar, Apr, May, Jun, Jul, Aug, Sep, Oct, Nov, Dec, Total. Rows from 2016 to 2024.

Cumulative Fund Returns vs Market Indices



AG Capital Worldwide Select FR Retail Hedge Fund JIBAR 3M All Share Index (Total Return)

Fund Source: Apex Fund and Corporate Services SA as of June 2024
Index Source: Bloomberg as of June 2024

The annualized total return is the average return earned by an investment each year over a given time period, since date of the launch of the fund. Actual annual figures are available from the manager on request. The highest and lowest 1 year returns represent the highest and lowest actual returns achieved during a 12 month rolling period year since the original launch date of the portfolio.



**Portfolio Valuation & Transaction Cut-Off**

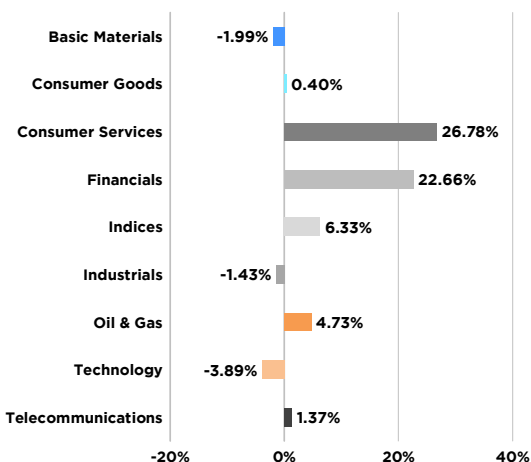
The portfolio is valued daily and the transaction cut-off time is 14:00pm on the day. Investor instructions received after 14:00pm shall be processed the following business day.

**\*Total Expense Ratio & Transaction Costs**

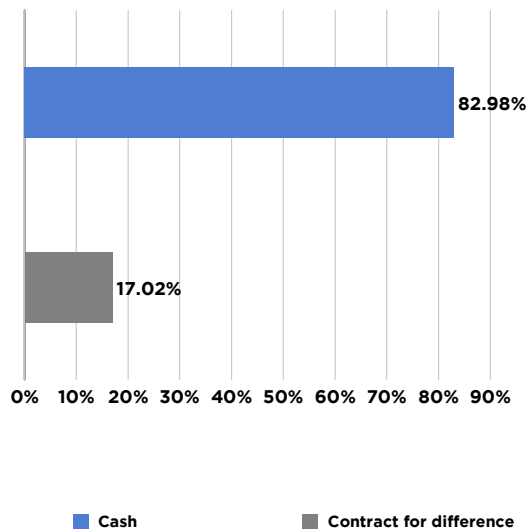
A higher TER does not necessarily imply a poor return, nor does a low TER imply a good return. The current TER may not necessarily be an accurate indication of future TER's. Transaction Costs are a necessary cost in administering the financial product and impacts financial product returns. It should not be considered in isolation as returns may be impacted by many other factors over time including market returns, the type of financial product, the investment decisions of the investment manager and the TER.

**Portfolio Asset Allocation Report & Exposure Statistics**

Sector Allocation



Asset Class Allocation



Exposure Statistics

Gross exposure	90.74%
Net exposure	59.38%

**Fund Risk**

- Leverage Risk:** The Fund borrows additional funds, trades on margin or performs short sale trades to amplify investment decisions. This means that the volatility of a hedge fund portfolio can be many times that of the underlying investments due to leverage on a fund.
- Derivative Risk:** A Derivative positions are financial instruments that derive their value from an underlying asset. Derivatives are exposed to implicit leverage which could result in magnified gains and/or losses on the portfolio.
- Counterparty Credit Risk:** Counterparty risk is a type of credit risk and is the risk of default by the counterparty associated with trading derivative contracts. An example of counterparty credit risk is margin or collateral held with a prime broker.
- Volatility Risk:** Volatility refers to uncertainty and risk related to size of change of an instrument or portfolio. It is a statistical measure of the dispersion of returns for a given security or market index. Volatility is proportional to the directional exposure of a portfolio and is measured by Value at risk (VaR) which is a
- Concentration and Sector Risk:** A large proportion of total assets invested in specific assets, sectors or regions. Concentrated positions or concentrated sectors in a portfolio will material impact the returns of the portfolio more so than diversified portfolios.
- Correlation Risk:** A measure that determines how assets move in relation to each other. Correlation risk arises when the correlation between asset-classes change. Correlation risk also arises when the correlation within an asset-class changes. Examples of correlation within asset classes include equity pairs trading, fixed income curve trading and commodities pairs trading.
- Equity Risk:** Applies to investment in shares or derivatives based on shares. The market price of shares varies depending on supply and demand of the shares. Equity risk is the risk of loss due to the drop in the market price of shares. Equity risk can either be systematic risk which is risk to the entire market based on political and economic indicators or unsystematic risk which is company specific and includes risk relating to company profits, future prospects and



Minimum Disclosure Document - Class 1

**Glossary**

Net Asset Value (NAV):	means net asset value, which is the total market value of all assets in a portfolio including any income accruals and less and deductible expenses such as audit fees, brokerage and service fees.
Annualised Return:	is the weighted average compound growth rate over the performance period measured.
Highest & Lowest Return:	The highest and lowest rolling twelve-month performance of the portfolio since inception.
Total Expense Ratio (TER):	reflects the percentage of the average Net Asset Value (NAV) of the portfolio that was incurred as charges, levies and fees related to the management of the portfolio. A higher TER does not necessarily imply a poor return, nor does a low TER imply a good return. The current TER cannot be regarded as an indication of future TER's.
Transaction Costs (TC):	is the percentage of the value of the Fund incurred as costs relating to the buying and selling of the Fund's underlying assets. Transaction costs are a necessary cost in administering the Fund and impacts Fund returns.
Total Investment Charge (TIC):	should not be considered in isolation as returns may be impacted by many other factors over time including market returns, the type of Fund, investment decisions of the investment manager.
Total Investment Charges (TIC%):	= TER (%) + TC (%): The Total Investment Charges (TIC), the TER + the TC, is the percentage of the net asset value of the class of the Financial Product incurred as costs relating to the investment of the Financial Product. It should be noted that a TIC is the sum of two calculated ratios (TER+TC).
Standard Deviation:	The deviation of the return of the portfolio relative to its average.
Downside Deviation:	Disparity of returns below the average return of the portfolio.
Drawdown:	The greatest peak to trough loss until a new peak is reached.
Sharpe Ratio:	The ratio of excess return over the risk-free rate divided by the total volatility of the portfolio.
Sortino Ratio:	The ratio of excess return over the risk-free rate divided by the downside deviation of the portfolio.
Correlation:	A number between -1 and 1 indicating the similarity of the dispersion of returns between the portfolio and another asset or index with 1 being highly correlated, -1 highly negatively correlated and 0 uncorrelated.
MTD:	Month to date return.

**Mandatory Disclosures**

Collective Investment Schemes are generally medium to long-term investments. The value of participatory interests (units) may go down as well as up. Past performance is not necessarily a guide to future performance. Collective investments are traded at ruling prices and can engage in scrip lending and borrowing. A schedule of fees, charges, minimum fees, and maximum commissions is available on request from the manager, as well as a detailed description of how performance fees are calculated and applied. The manager does not provide any guarantee in respect to the capital or the return of the portfolio. Excessive withdrawals from the fund may place the fund under liquidity pressure and in such circumstances, a process of ring-fencing of withdrawal instructions and managed pay-outs over time may be followed. Commission and incentives may be paid, and if so, are included in the overall costs. The portfolio may be closed to new investors in order for it to be managed more efficiently in accordance with its mandate. CIS prices are calculated on a net asset basis, which is the total value of all the assets in the portfolio including any income accruals and less any permissible deductions (brokerage, STT, VAT, auditor's fees, bank charges, trustee and custodian fees and the annual management fee) from the portfolio divided by the number of participatory interests (units) in issue. Where foreign securities are included in a portfolio there may be potential constraints on liquidity and the repatriation of funds, macroeconomic risks, political risks, foreign exchange risks, tax risks, settlement risks; and potential limitations on the availability of market information. The investor acknowledges the inherent risk associated with the selected investments and that there are no guarantees.

Prices are published daily on our website. Additional information, including Key Investor Information Documents, Minimum Disclosure Document, as well as other information relating to the basis on which the manager undertakes to repurchase participatory interests offered to it, and the basis on which selling and repurchase prices will be calculated, is available, free of charge, on request from the manager.

Investors should note that the value of an investment is dependent on numerous factors which may include, but not limited to, share price fluctuations, interest and exchange rates and other economic factors. Where funds are invested in off-shore assets, performance is further affected by uncertainties such as changes in government policy, taxation, currency risk, and other legal or regulatory developments.

The Manager ensures fair treatment of investors by not offering preferential fee or liquidity terms to any investor within the same strategy. The manager is registered and approved by the Financial Sector Conduct Authority under the Collective Investment Schemes Control Act 45 of 2002. AG Capital (Pty) Ltd (FSP No. 43325) is authorised under the Financial Advisory and Intermediary Services Act 37 of 2002 to render investment management services. The Manager retains full legal responsibility for the third-party-named portfolio. FirstRand Bank Limited Johannesburg, is the appointed trustee and can be contacted on +27 87 736 1732.

Management Company	Investment Manager	Trustee
FundRock Management Company (RF) (Pty) Ltd Registration No: 2013/096377/07 Pier Place, Heerengracht Street, Foreshore, Cape Town, South Africa T: +27 21 202 8282 Email: information@apexfs.group Website: www.fundrock.com	AG Capital (Pty) Ltd An Authorised Financial Services Provider, FSP No. 43325 Office 201, 2nd Floor, Cape Quarter Square, 27 Somerset rd, Green Point, Cape Town, 8000 T: +27 21 401 8900	FirstRand Bank Limited, Johannesburg (acting through its RMB Custody and Trustee Services Division) 3 Merchant Place Ground Floor Corner Fredman and Gwen Streets Sandton 2146 Telephone: +27 87 736 1732

**Disclaimer**

The information, opinions and recommendations contained herein are and must be construed solely as statements of opinion and not statements of fact. No warranty, expressed or implied, as to the accuracy, timeliness, completeness, merchantability or fitness for any particular purpose of any such recommendation or information is given or made by the Manager in any form or manner whatsoever. Each recommendation or opinion must be weighed solely as one factor in any investment or other decision made by or on behalf of any user of the information contained herein and such user must accordingly make its own study and evaluation of each strategy/security that it may consider purchasing, holding or selling and should appoint its own investment or financial or other advisers to assist the user in reaching any decision.

The Manager will accept no responsibility of whatsoever nature in respect of the use of any statement, opinion, recommendation or information contained in this document. This document is for information purposes only and does not constitute advice or a solicitation for funds.

Please Note: The AG Capital Worldwide Select FR Retail Hedge Fund was previously known as the AG Capital Select FR Retail Hedge Fund, effective date 05/04/2024.